

**Replacement H2O Sensor on 6 ft. Cable
 for La Crosse Alerts™ TX70U-IT
 Remote Water Detector
 Model: D000.104**

When connected to a La Crosse Alerts™ TX70U-IT water detector with temperature and humidity, this 6 ft. H2O sensor cable detects wet (H2O) and dry (DRY) conditions and sends you early warning text and e-mails to notify you of a water leak before it has time to cause extensive damage.*

Prevent property damage to your home, business or vacation rentals caused by faulty pipes, hoses, sinks, sumps & mold.* Monitor the kitchen, bath, basement, and laundry or pool room.*

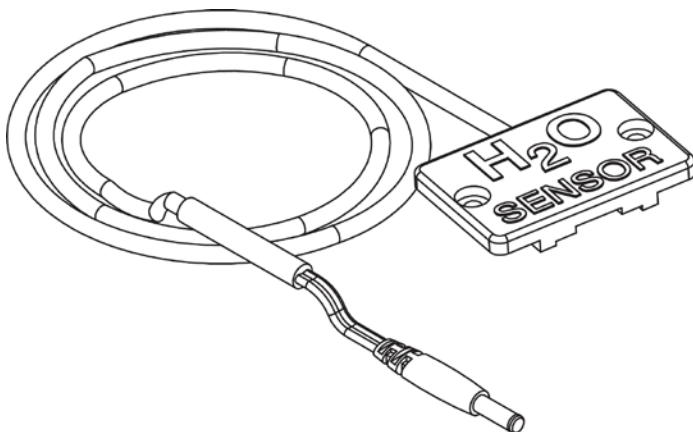
MONITORING OPTIONS

Note: ** The H2O Sensor detects the presence or absence of water which is displayed on the LCD: WET (H2O) / DRY status (Channel 2). Attach it to the main sensor case and place the sensor on the floor or other area you wish to monitor for WET/DRY conditions.

- Kitchens, baths, laundry & pool rooms
- Utility sinks, sumps & water heaters
- Home, business, rentals and vacation homes
- Basements, garages & attics
- Near aquariums and terrariums
- Greenhouses & farms

REPLACEMENT H2O SENSOR ON 6 FT CABLE

- Works with existing La Crosse Alerts™ TX70U-IT water detector with temperature and humidity
- Water Detector (Channel 2): Use the 6 Ft. detachable H2O sensor to measure water.



PACKAGE CONTENTS

1. H2O (water) sensor on 6 Ft. detachable cable (D000.104) that detects WET (H2O) or DRY (DRY) conditions.
2. Instruction manual

ADDITIONAL EQUIPMENT (NOT INCLUDED)

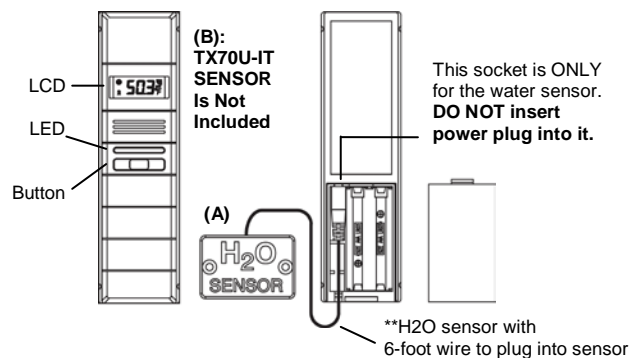
TX70U-IT Wireless water detector with temperature and humidity monitor

FEATURES

D000.104 Water Sensor on 6 Ft. Detachable Cable:

Detects the presence or absence of water which is displayed on the LCD: WET (H2O) / DRY status (Channel 2)

- (A) Attach the replacement cable to the (B) main sensor case and place the sensor on the floor or other area you wish to monitor for WET/DRY conditions.
- (A) The official D000.104 H2O Sensor can be plugged into the sensor at any time without resetting.



- (A) Connects to an existing La Crosse Alerts™ TX70U-IT water detector with temperature and humidity sensor and your existing Gateway and router to upload measurements to lacrossealerts.com for remote monitoring and alerts.* (TX70U-IT required, not included).

SETUP

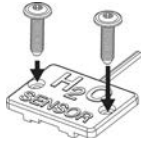
1. Insert the H2O sensor cord into your existing TX70U-IT water detector (not included).
 2. Place H2O sensor on the floor (circuit board down).
- The TX70U-IT sends the temperature/humidity measurements and the wet (H2O) or dry (DRY) measurements from the H2O sensor to your existing La Crosse Alerts™ Gateway (not included).
 - Once set up, you can login to your La Crosse Alerts™ account and view your temperature, humidity and H2O sensor with an Internet-connected mobile device, tablet or computer with a web browser*.

PLACEMENT OF THE H2O SENSOR

The H2O sensor should be placed on the dry floor or against the wall near your foundation, water heater, sump, plumbing, washer aquarium, or dish washer etc. to monitor for leaks.

FLOOR:

Place the H2O sensor (circuit board down) on the dry floor within range of the water detector with temperature / humidity that is mounted on the wall or standing on a table. **Note:** The water detector will sit 1/8 inch from the floor in this position.



WALL:

Place the H2O sensor against the wall with the edge touching the floor within range of the water detector with temperature/humidity that is mounted on the wall or standing on a table.



- The H2O sensor can be secured to the floor or wall with the included screws & anchors or with two-sided tape (not included).
- Secure the 6 ft. H2O sensor cable to avoid tripping hazards: Loosely coil and secure the extra cable with a twist tie.

CLEANING THE H2O SENSOR



Routine cleaning of the H2O sensor is recommended to ensure proper operation.

Use clean water and a soft cloth to clean dirt and debris from the circuit board of the H2O sensor.

Note: When using two-sided tape, replace the tape after cleaning the H2O sensor to maintain adhesiveness.

IMPORTANT SETUP & OPERATION NOTES

- The H2O sensor is not for use in a pool or hot tub where chemicals may cause malfunction.

MAINTENANCE AND CARE

- Avoid extreme temperatures, vibration, and shock to prevent damage.
- Clean water detector and H2O sensor with a soft, damp cloth. Do not use solvents or scouring agents.
- Do not submerge the water detector case in water.
- Avoid kinking the H2O sensor cable.
- Secure the six foot cord to avoid tripping hazards.

SPECIFICATIONS

H2O Sensor on 6 Ft. Cable: 6 ft. detachable water sensor cable that detects wet (H2O) and dry (DRY) conditions. Displays last reading if probe is not connected.

D000.104 H2O Sensor size .26" H x 1.77" W x 1.17" D

DISCLAIMERS

* Disclaimers: La Crosse Technology, LTD. ("La Crosse") provides various alert and monitoring services to aid users. (1) Service providers may charge users for alert services. Standard messaging and data rates apply and will be billed to the customer's wireless account. Customers may be unable to receive text messaging or data service in some areas due to unavailability of service. (2) La Crosse shall not be liable for accuracy, usefulness or availability of data transmitted via the service. Users are solely responsible for damages to persons or property by service use.

WARRANTY INFORMATION

La Crosse Technology, Ltd provides a 1-year limited warranty on this product against manufacturing defects in materials and workmanship. This limited warranty begins on the original date of purchase, is valid only on products purchased and used in North America and only to the original purchaser of this product. To receive warranty service, the purchaser must contact La Crosse Technology, Ltd for problem determination and service procedures. Warranty service can only be performed by a La Crosse Technology, Ltd authorized service center. The original dated bill of sale must be presented upon request as proof of purchase to La Crosse Technology, Ltd or La Crosse Technology, Ltd's authorized service center.

La Crosse Technology, Ltd will repair or replace this product, at our option and at no charge as stipulated herein, with new or reconditioned parts or products if found to be defective during the limited warranty period specified above. All replaced parts and products become the property of La Crosse Technology, Ltd and must be returned to La Crosse Technology, Ltd. Replacement parts and products assume the remaining original warranty, or ninety (90) days, whichever is longer. La Crosse Technology, Ltd will pay all expenses for labor and materials for all repairs covered by this warranty. If necessary repairs are not covered by this warranty, or if a product is examined which is not in need or repair, you will be charged for the repairs or examination. The owner must pay any shipping charges incurred in getting your La Crosse Technology, Ltd product to a La Crosse Technology, Ltd authorized service center. La Crosse Technology, Ltd will pay ground return shipping charges to the owner of the product to a USA address only.

Your La Crosse Technology, Ltd warranty covers all defects in material and workmanship with the following specified exceptions: (1) damage caused by accident, unreasonable use or neglect (including the lack of reasonable and necessary maintenance); (2) damage occurring during shipment (claims must be presented to the carrier); (3) damage to, or deterioration of, any accessory or decorative surface; (4) damage resulting from failure to follow instructions contained in your owner's manual; (5) damage resulting from the performance of repairs or alterations by someone other than an authorized La Crosse Technology, Ltd authorized service center; (6) units used for other than home use (7) applications and uses that this product was not intended or (8) the products inability to receive a signal due to any source of interference.. This warranty covers only actual defects within the product

itself, and does not cover the cost of installation or removal from a fixed installation, normal set-up or adjustments, claims based on misrepresentation by the seller or performance variations resulting from installation-related circumstances.

LA CROSSE TECHNOLOGY, LTD WILL NOT ASSUME LIABILITY FOR INCIDENTAL, CONSEQUENTIAL, PUNITIVE, OR OTHER SIMILAR DAMAGES ASSOCIATED WITH THE OPERATION OR MALFUNCTION OF THIS PRODUCT. THIS PRODUCT IS NOT TO BE USED FOR MEDICAL PURPOSES OR FOR PUBLIC INFORMATION. THIS PRODUCT IS NOT A TOY. KEEP OUT OF CHILDREN'S REACH.

This warranty gives you specific legal rights. You may also have other rights specific to your State. Some States do not allow the exclusion of consequential or incidental damages therefore the above exclusion of limitation may not apply to you. **For warranty work, technical support, or information, please contact:**

**La Crosse Technology, Ltd
2817 Losey Blvd. S.
La Crosse, WI 54601**

www.lacrossetechnology.com/support/alerts



Lost your Activation Key Card?

Contact Customer Support:
www.lacrossetechnology.com/support/alerts
Phone: (608) 785-7920

Protected under U.S. Patents:

5,978,738 6,076,044 6,597,990

LA CROSSE ALERTS MONITORS ONLINE

For online product information:
www.lacrossetechnology.com/alerts

All rights reserved. This handbook must not be reproduced in any form, even in excerpts, or duplicated or processed using electronic, mechanical or chemical procedures without written permission of the publisher.

This handbook may contain mistakes and printing errors. The information in this handbook is regularly checked and corrections made in the next issue. We accept no liability for technical mistakes or printing errors, or their consequences. All trademarks and patents are acknowledged.